

Liberty Pumps®

50 Hz

ProVore® 380-E

Simplex Grinder System

.75 kW

2" NPT Discharge

*Compact simplex system -
designed for sewage
applications*

*Perfect for basement
bathroom additions and
remodeling projects*

Fully assembled from factory

Features:

- Robust system features a compact heavy-duty polyethylene basin and cover
- System can be installed above or below floor level
 - 155 liter capacity
- Patented V-Slice® cutter technology shreds difficult solids such as feminine products, rags, towels and wipes that can jam solids-handling pumps
- Easy access cover with QuickTree® technology – allows for quick float removal and servicing
- Heavy-duty integrated rubber gaskets on covers
- Secure 16 bolt cover standard on all models.



Patent: See
www.libertypumps.com/patents

**Shipped with
Clear Construction Cover**



Clear disposable cover protects the system during masonry work and rough-in.

innovate. evolve. 

ProVore® 380

QuickTree® Technology

Features:

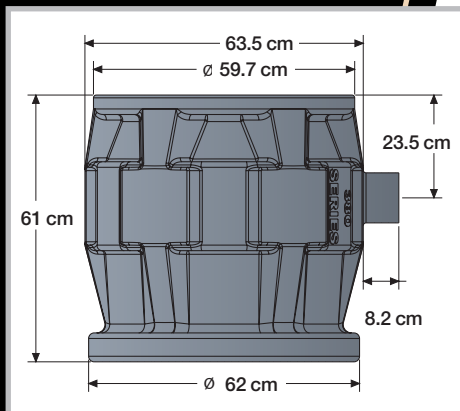
- QuickTree® technology allows easy access and removal of switches without disturbing pump or plumbing.
- Integrated rubber seals permanently attached to cover.
- Unique cord seal technology integrated into the inspection cover.
- Shallow basin design for easier installation in difficult soil/bedrock locations.
- Large 155 liter capacity for longer pump cycles.
- Integrally molded torque stops secure the pump in its proper position.
- Integrally molded anti-flotation collar.
- Durable polyethylene construction.
- Completely assembled.

QuickTree® Technology

Integral Rubber Seals



Unique integrated cord seal technology and permanent rubber cover gaskets.



Models:

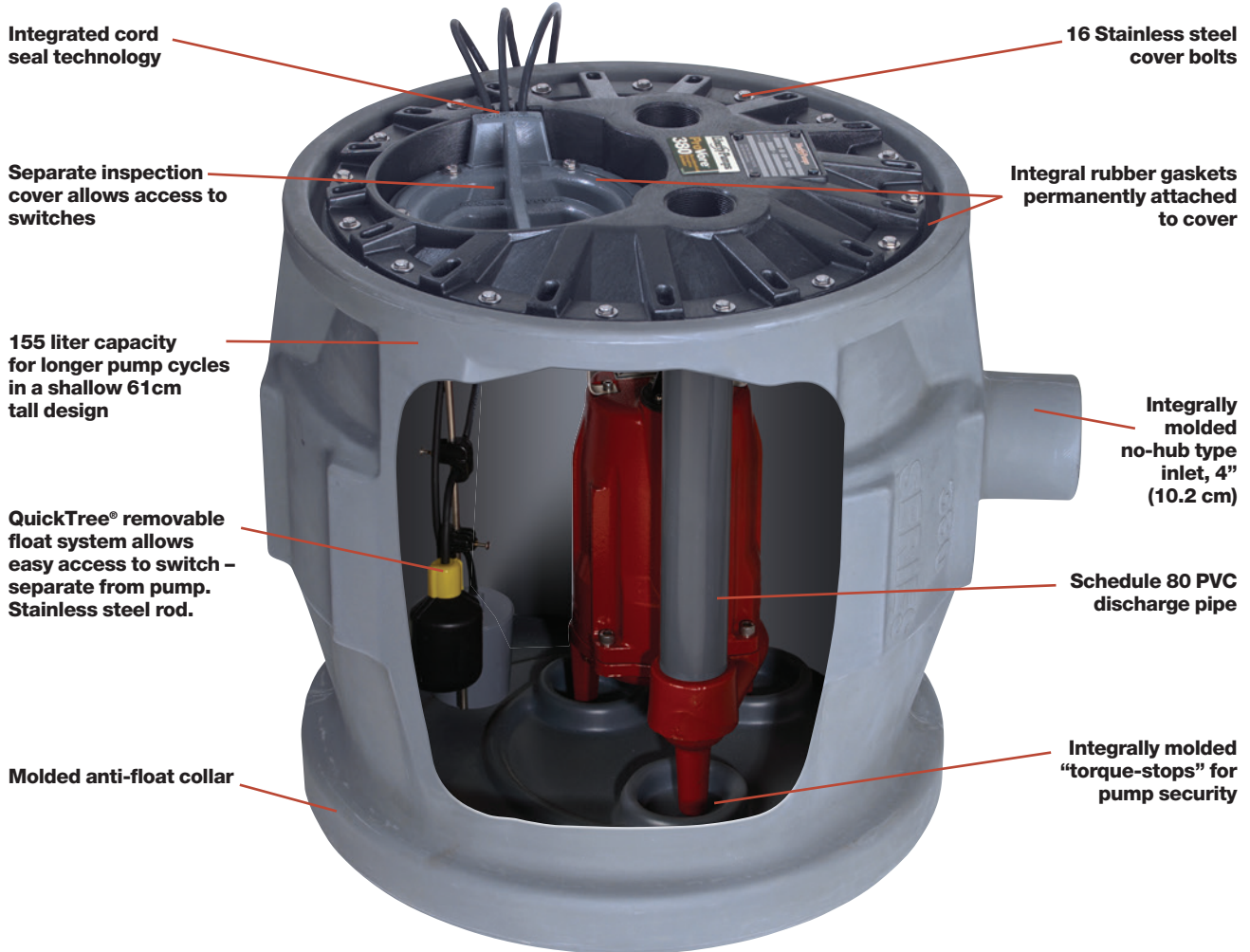
MODEL	kW	VOLTS	Hz	PHASE	AMPS	DISCHARGE	CORD LENGTH	WGT. kg
P382XPRG102-3E	.75	230	50	1	3.4	2" NPT	10m	39.4

See specific PRG100-E Series literature for complete pump performance and specifications.



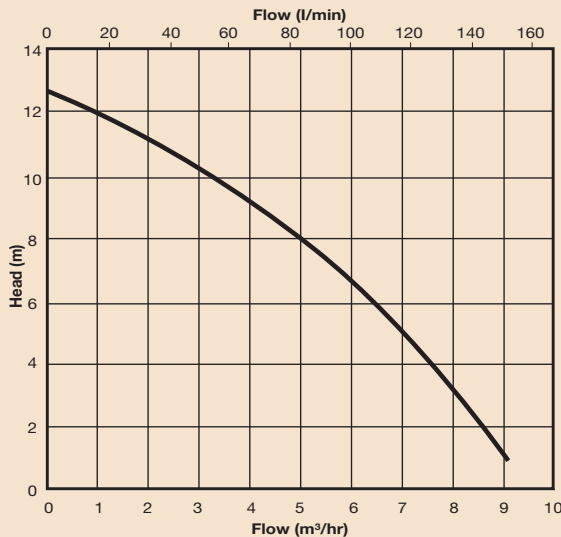
ProVore® 380-E Series

.75 kW Grinder Package



PRG100-E Performance Curve 50 Hz.

See PRG100-E Series literature for complete pump performance and specifications.



ProVore PRG100-E pump meets EMC compliance to CISPR14



Riser allows burial of the ProVore®380 System up to a maximum depth of 45.7cm below grade.


A convenient chamber for all your pump's electrical and piping connections – out of sight and below grade. Riser simply slides over the sealed 380 system. Cover is retained by 4 stainless steel bolts and features a twist-lock design with provision for padlock to deter unwanted entry.

Specifications:

Weight: 12.7 kg.- (Riser and Cover)
Riser Height: 47.6 cm
Total Height with Cover: 52.1 cm
Diameter: 81.3 cm

MODEL	DESCRIPTION
AR18	Access Riser
AC18	Access Riser Cover (Environmental Green)
ARC18	Kit, Access Riser with Cover

Optional Access Riser



ProVore®380-E Series Control



Control features:

- 230V, 50/60 Hz
- IP55 Rated (indoor mount)
- Power disconnect on panel door
- High water alarm (audible and visual)
- Adjustable current overload protection
- Auxiliary contacts
- Floats are pre-mounted in system at proper levels
- Power ON indicator
- Pump run indicator
- Manual run button

The P380-E system is shipped complete with a simplex pump controller

